



MOTORCYCLE GARMENTS
P.P.E. Personal protective Equipment



REGULATION
2016/425

on personal protective equipment,
as amended to apply in GB

IMPORTANT INFORMATION

Please ensure that you read the following
important information before using this product



NOT TO BE REMOVED EXCEPT BY CONSUMER



USER'S INFORMATION

THE ROKKER COMPANY is specialized in innovative and stylish motorcycle clothing with a focus on motorcycle jeans. The product range consists of the three areas of protective, performance and casual clothing.

THE ROKKER COMPANY also has a selected selection of high-quality accessories. The very first product and classic "ORIGINAL ROKKER" motorcycle jeans are still in the range today and have been supplemented by other products over the years.

PPE (Personal Protective Equipment)

PROTECTIVE GARMENTS FOR MOTORCYCLE RIDERS

To understand the Safety Features of your chosen garment please see the CE Marking on the garment and refer to the „Performance guide“ provided in this Manual for the explanation of the different available classes.

The CE & UKCA marking on the motorcycle garment means that the product has been submitted to an EU Type Examination assessment in accordance with the requirements of the Regulation (EU) 2016/425 and has been granted a 2nd Cat. PPE (Personal Protective Equipment against medium risks). The performances of your garment have been verified by the Notified Body & Approved Body indicated in the sticker at the end of this Information Notice on the basis of a laboratory testing procedure performed following the technical requirements of:

EN 17092:2020 (Part 1 – 6).

The Shoulder, Elbow, Knee/Knee-leg and/or Hip protectors, as well as Back protectors, where present inside the garments, are EN 1621-1/EN 1621-2 certified and the information on the protectors your garment can be equipped with are provided separately in the label enclosed to this Information Notice.

WARNING

Do not use your chosen garment without its protectors inserted

Intended Use

This PPE garment is developed for motorcycle use. Motorcyclists' protective garments are intended to give some amount of protection to riders without significantly reducing the ability of the rider to control the motorcycle.

Hazards & Warnings

The degree of risk or hazard that a motorcyclist will face is closely linked to the type of riding and the nature of the accident. Riders are cautioned to carefully choose motorcyclists' protective garments that match their riding activity and risks. Other garments or garment combinations certified according to the EN 17092 series of standards may provide more appropriate protection than this garment but there may be weight and ergonomic (e.g. range of motion restrictions) or heat stress penalties associated with their use, that may be less appropriate for some riders' activities. The garments are also designed to adequately protect the rider against the risks they are intended to protect against, such as falling off the motorcycle or another accident. Additional, particular, hazards encountered during a motorcycle accident may include: impact and abrasion with the riding surface and collision with the rider's motorcycle, conflicting vehicles, and other objects.

Motorcyclists' protective garments are not intended to and cannot prevent traumas caused by high-energy impacts, traumas caused by severe forces of bending, twisting, torsion, flexion, or crushing as the result of striking an object, traumas caused by extreme abrasion, traumas caused by extreme movements, or traumas caused by massive penetrations.

Improper use of the garment can lead to reduction of protection provided. The Manufacturer is not responsible for any improper use of the garment resulting in a damaging outcome.

The rider is advised to check the garment prior to use:

- Before using this garment, make sure it is in good condition. In case of visible damages like breaches, unstitching, it shall be replaced.
- The garment works properly only when in good conditions and correctly worn: the level of protection is effective as long as the protectors keep their original characteristics. Therefore, it is important that no modifications or repairs are made: do not temper with your garment.
- If the fixing devices consist of strips, straps, elastic bands or other, both their efficiency and their sealing must be verified. If a Velcro closure is present, it should be checked for wear and tightness.

Always use your motorcycling garments in combination with other forms of PPE including helmets, other impact protectors, boots, gloves, visibility clothing or high visibility accessories, and other corresponding or complementary PPE garments such as jackets/trousers.

WARNING

No PPE or combination of PPE can offer full protection against injury

CE & UKCA Performance Guide

Classes of Garment

These are the classes of motorcycle garments provided by EN 17092.

Class AAA = Part 2 (Highest class):

Class AAA garments offer the best possible protection from impact and abrasion but may have limiting ergonomic, weight and thermal penalties for some riding activities.

Some common examples are: one-piece or two-piece suits.

Class AA = Part 3 (Medium class):

Class AA garments offer protection from impact and abrasion against the risks of the greatest diversity of riding activities and may have lower ergonomic and weight penalties than Class AAA garments, which some riders will not find acceptable for their specific riding activities. Some common examples are: garments designed to be worn by themselves or to be worn over other clothing.

Class A = Part 4 (The third highest level of protection):

Class A garments offer a minimum necessary degree of protection from impact and abrasion and are expected to have the least ergonomic and weight penalties for the protection provided. Some common examples are: garments, designed to be worn by themselves or to be worn over other clothing by riders in warm environments.

Class B = Part 5

This class is for specialized garments, designed to provide the equivalent abrasion protection of Class A garments but without the inclusion of impact protectors. Class B garments do not offer impact protection and it is recommended that they be worn with, at least, EN 1621-1 shoulder and elbow impact protectors, in the case of a jacket, or EN 1621-1 knee impact protectors, in the case of trousers, in order to offer complete minimum protection. Some common examples are: modular garments suitable to be combined with other garments providing impact protection.

Class C = Part 6

This Class is for specialized non-shell garments, designed only to hold one or more impact protectors in place, either as an undergarment or as an over-garment. Class C garments are de-

signed to provide impact protection for areas covered by impact protector(s) and they do not offer complete minimum abrasion and may not offer complete minimum impact protection. Some common examples are: Impact protector ensemble garments.

It is very important that each rider choose the correct level of protection, according to accident risks he faces, his driving style and motorcycling discipline.

IMPACT PROTECTORS

Class	Jackets Impact Protectors	Trousers Impact Protectors
C	At least one protector type	
B	No	No
A	Elbow & Shoulder	Knee / knee-leg *
AA	Elbow & Shoulder	Hip & Knee / knee-leg
AAA	Elbow & Shoulder	Hip & Knee/ knee-leg

Chest, Back, Lumbar protectors are Optional and not mandatory for jackets

* Hip = Optional

Cleaning Instructions

Wash and clean your garment according the washing instructions advised on the clothing care label. For natural leathers, only use damp cloth to wipe off any dirt or a brush to clear soiling off the seams. To wash the removable lining (when available) avoid high temperatures as these could shrink or damage the lining. Remove the protector only for washing the garment. The pocket has been designed specifically to follow the protector shape. For re-assembling, insert the narrower part of the protector towards the narrower part of the pocket, following the shape of the protector. In case of doubt contact your dealer. Wear the garment before riding and check that the position of the protector covers the intended area and your movements are not restricted.



WARNING

When the supplied impact protectors are removed the garment does not offer impact protection. Never use YOUR GARMENT without its removable protectors inserted!

Maintenance & Storage

The maintenance and storage of each protector are stated in a separate Protector Information note provided with the garment.

The rider is advised to read it carefully. The product lifetime is strictly related to its use, cleaning and consequently material degradation. At the end of the lifespan the garments can be disposed with regular waste as these contain no harmful substances.

Storage: Keep the garment away from sources of direct heat or cold, petrochemicals, solvents and their fumes that may damage or affect significantly the performance of the garment. Keep the garment in a dry, ventilated area, protected from the excessive weight of other objects. Do not leave the garment exposed to direct sunlight, or to very high or low temperatures.

WARNING

The garment must be regularly checked for any signs of wear or damage to the seam stitching.

IN THE EVENT OF IMPACT OR FALL, OR IF THERE IS ANY DOUBT ABOUT ITS CONDITION, YOU MUST REPLACE THE GARMENT.

Selection of the correct size

The garment should fit snugly but not too tightly: no discomfort should be caused by the garment when in your normal riding position and you must be able to reach the controls easily.

For garments including PROTECTORS: CHECK the CORRECT POSITIONING of these protectors on the areas they are intended to cover and that the protector restraint systems are correctly fastened.






Recommendations: separate jacket and trouser should overlap when the rider is in the riding position. Check that the Jacket doesn't interfere with your helmet when moving your head left and right.

WARNING

Choosing the wrong size could cause limitations and movement restrictions when riding.

Garment fastening and restraint systems: when riding, every adjustment (raisers/zippers/Velcro straps etc) should be fastened, in order to minimize the garment movement and, consequently, assure the correct positioning of all the included protectors and that they are safely kept in their respective position. Ensure that all fastening items and adjustable systems are completely closed before riding.

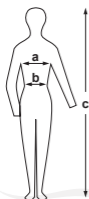
CE & UKCA MARKING EXPLANATION

	The „CE“ means that the product satisfies the basic health and safety requirements of the Regulation (EU) 2016/425 (Annex II).
	Regulation 2016/425 on personal protective equipment, as amended to apply in GB
	Name and Trademark of the Manufacturer
(example) 5402 BLACK JACKET	Designation of the product (article code and name)
	<ul style="list-style-type: none"> - Pictogram to indicate the intended use (motorcycling); - Indication of the class achieved; - Nr/year of the European Standard of reference.
	pictogram “i in a book” instructing to read the User Manual

Please view the Declaration of Conformity
of your garment online:

WWW.THEROKKERCOMPANY.COM/PAGES/CE

Guide for Size Selection



Use the following tables as suggested
reference to choose your best fit.

"a" estimated chest circumference for jackets
"b" estimated waist circumference for pants
"c" estimated body height

Table "SIZE" [cm] MEN

	S	M	L	XL	XXL	3XL
International	46/48	50/52	54/56	58/60	62/64	66
Chest „a“ cm	88-92	92-104	104-112	112-120	120-128	128-136
Waist „b“ cm	80-88	89-97	98-107	108-117	118-126	127-135
Height „c“ cm	172-177	173-179	175-181	177-183	179-184	179-184

Table "SIZE" [cm] WOMEN

	XS	S	M	L	XL	XXL
International	32/34	36/38	40/42	44/46	48/50	52/54
Chest „a“ cm	74-80	80-88	88-96	96-104	104-116	116-128
Waist „b“ cm	60-67	68-75	76-84	85-95	96-107	108-115
Height „c“ cm	163-168	163-168	163-168	163-168	163-168	163-168

Please place here sticker with:

- Art. Code + Name

- Protector infos

- Certified by



**SCAN FOR MORE INFORMATIONS
AND LANGUAGES**

**THE ROKKER COMPANY AG
P.O. BOX, CH 9443 WIDNAU
WWW.THEROKKERCOMPANY.COM**